


IMMEDIATE ACTION

SERVICE



BULLETIN

SERVICE BULLETIN #107

SEPTEMBER 24, 1948

SUBJECT: AILERON BRACKET ATTACHMENT FITTING

TO : ALL OWNERS OF MODEL PA-12 AIRPLANES

WE HAVE RECEIVED REPORTS OF CRACKS OCCURRING IN THE AILERON HINGE BRACKET TO FALSE SPAR FITTINGS, PART No. 10931. THESE CRACKS OCCURED AT THE BEND BETWEEN THE CHANNEL PORTION AND THE FLAT PORTION OF THE FITTING. (SEE SKETCH).

ALTHOUGH WE DO NOT CONSIDER THAT THE REPORTS RECEIVED INDICATE A CHRONIC CONDITION, IT IS ADVISABLE TO INSPECT THESE FITTINGS ON YOUR AIRPLANE, TO AVOID THE POSSIBILITY OF FAILURE THAT MAY RESULT FROM SUCH CRACKS.

THE CENTER HINGE BRACKET FITTINGS MAY BE INSPECTED THROUGH THE RECTANGULAR INSPECTION OPENING IN THAT AREA. A MIRROR AND LIGHT WILL BE REQUIRED.

IT WILL BE POSSIBLE TO INSPECT THE OTHER HINGE BRACKET FITTINGS ON SOME AIRPLANES FROM THE OUTSIDE, AS THE AFFECTED AREA OF THE FITTING IN SOME CASES IS VISABLE BELOW THE FALSE SPAR CUTOUT, IF THE FABRIC IS CUT BACK A SLIGHT AMOUNT.

ON OTHER AIRPLANES, IT MAY BE NECESSARY TO INSTALL INSPECTION GROMMETS PART No. 80122-49 ON THE FABRIC NEAR THE HINGE BRACKET TO BE INSPECTED. AFTER INSPECTION, THE OPENING MAY BE CLOSED WITH THE INSPECTION COVER PART No 12761.

IT IS RECOMMENDED THAT THESE FITTINGS BE INSPECTED AT SUBSEQUENT PERIODIC INSPECTIONS.

IN THE EVENT THAT CRACKED OR FAILED FITTINGS ARE FOUND IN YOUR AIRPLANE, REINFORCEMENT FITTINGS, PART No. 12047, SHOULD BE INSTALLED AS SHOWN ON THE SKETCH. THESE PARTS MAY BE OBTAINED FROM YOUR LOCAL PIPER DISTRIBUTOR OR DEALER.

NOTE: TO AVOID ABUSE OF THE CONTROL SURFACES AND ATTACHMENTS BY WIND ACTION, WE STRONGLY RECOMMEND THAT THE CONTROL STICK BE SECURELY LASHED WITH THE SAFETY BELT, WHEN THE AIRPLANES ARE TIED DOWN OUT-OF-DOORS.

SERVICE DEPARTMENT
PIPER AIRCRAFT CORPORATION, LOCK HAVEN, PA., U. S. A.

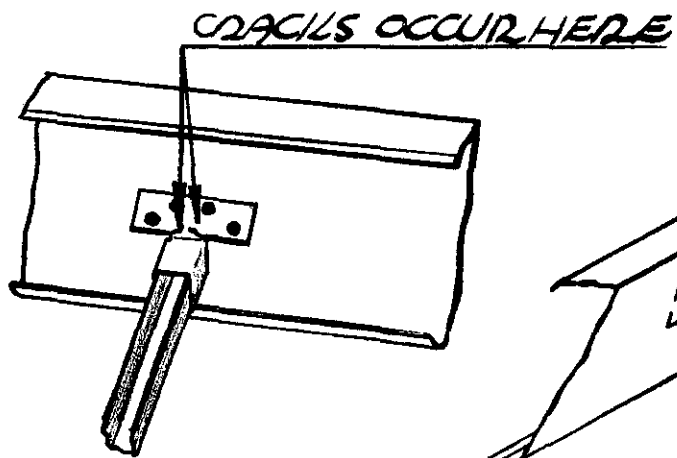


FIG. 1

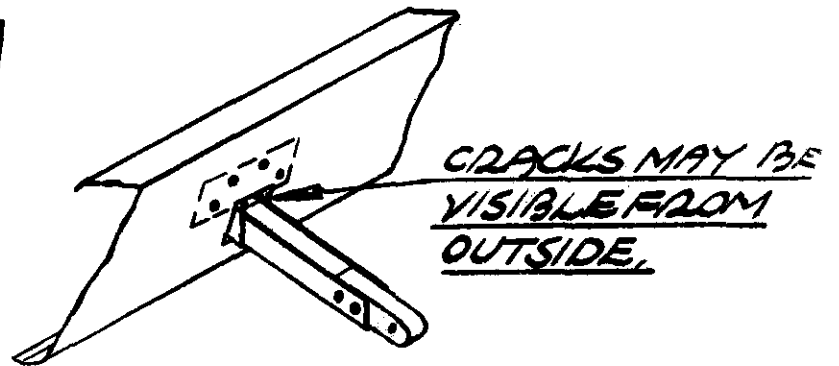


FIG. 2

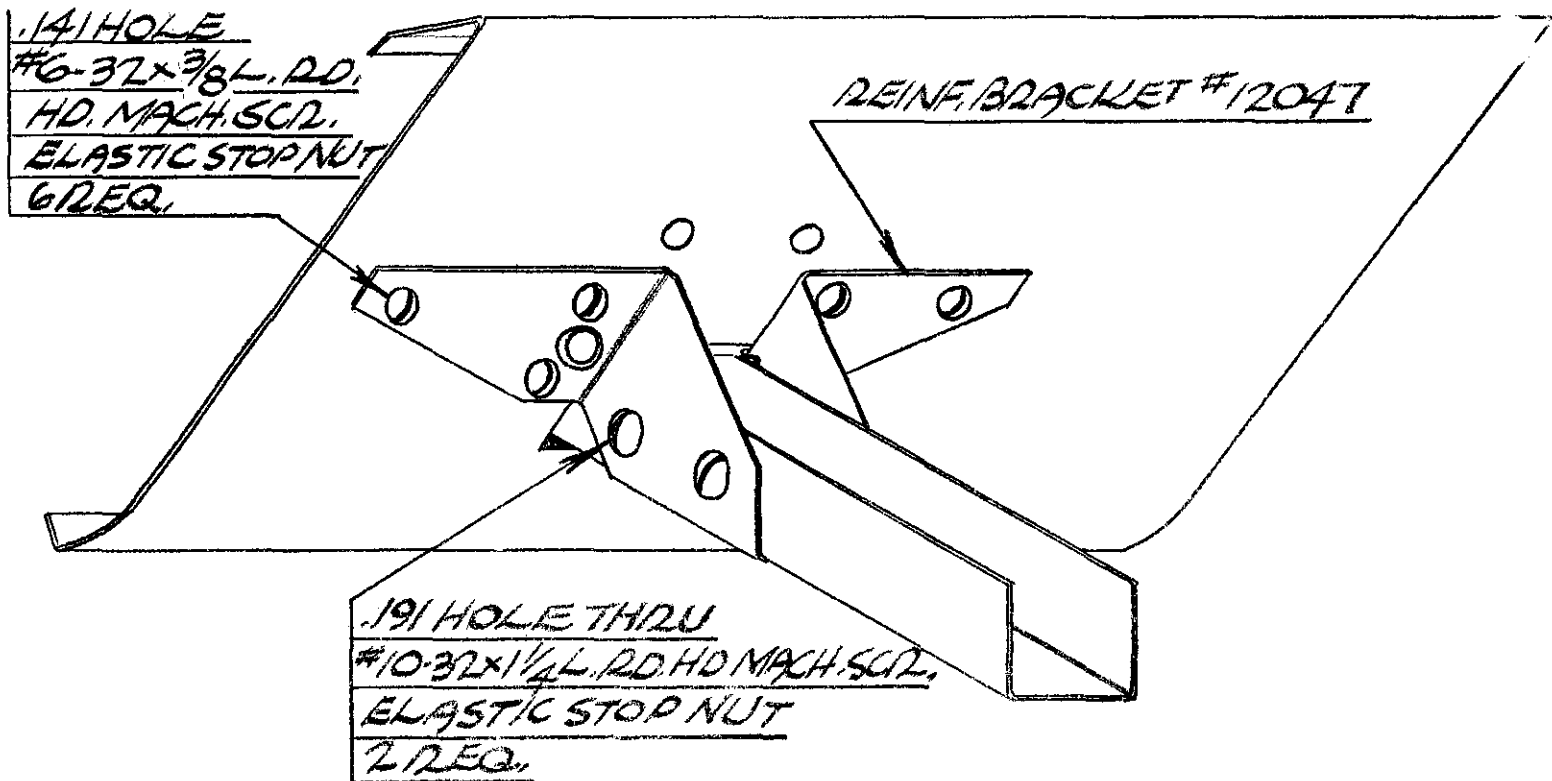


FIG. 3